

# ClickShare

## Meeting room solutions:

6 questions to ask before investing



BARCO

**Imagine stepping into your workplace and feeling the hum of efficiency all around you—a place where every meeting room operates like a finely tuned machine, facilitating collaboration and fostering meaningful connections.**

Picture your employees entering the room, laptops in hand. With just a few clicks and in a matter of seconds, they're seamlessly connected to the room's technology and their colleagues, whether they're sitting across the table or across the globe. In this environment, remote and on-site attendees share the same experience — equally seen, equally heard.

Everyone experiences a workplace where the focus remains on what truly matters. You spend your time and energy on those tasks you know drive real value, confident in the knowledge that all your meeting rooms are functioning flawlessly.

Managing these spaces is no longer a headache, with remote monitoring and easy troubleshooting at your fingertips, ensuring that any issues are addressed the moment they arise.


It sounds great, doesn't it?  
But how do you bring this vision to life?

We've put together this e-book where you'll find the expert insights you need, distilled into six essential questions to ask before investing in a meeting room solution. These questions will help you navigate the complex landscape of meeting room technology, ensuring that your investments are sound and that you are equipped for success.



Meeting room solutions:

## 6 questions to ask before investing







## 1 Is it easy to install?

Ease of installation is non-negotiable—whether you choose a basic setup (an all-in-one video bar and a display or a complex setup with multiple cameras, speakers, microphones, touch displays and wireless conferencing devices). Ease of installation will help you quickly deploy the technology so your conference rooms are ready in no time.

### How can you tell a device is easy to install?

#### Minimal wiring

Go for solutions that use fewer and standardized cables such as USB and HDMI. Or have you considered wireless capabilities for your technology? This will speed up installation, reduce drilling, tech challenges and cable clutter.

#### Accessible installation and onboarding information

Easy-to-understand user manuals, QR codes on the packaging or the device, short video tutorials, and responsive customer service will make installation go smoother.

#### Easily scalable and adjustable

Ease of installation is not limited to when you first receive your equipment and deploy it in your meeting rooms. You should also reflect on medium to long-term transformations:

- Can you install other devices next to your existing meeting room setup, such as extension mics, cameras for multiple angle views, extra displays, wireless conferencing devices, etc.?
- Can you completely change your meeting room setup? Say you have a standard, large meeting room and you'd like to turn it into a space for brainstorming?
- Or even move the equipment to another meeting space and reinstall it? Everything without much hassle and expensive adjustments?





## 2 Is it reliable and secure?

Reliability in meeting room technology refers to how consistently the technology performs without failure over an extended period. This is essential in the hybrid workplace where meeting disruptions delay the order of business, diminish productivity, and lead to disgruntled and disappointed employees.



### 4 factors that contribute to reliability

**Hardware quality.** Reliable devices are manufactured using high-quality materials that can withstand regular use and occasional mishaps, such as being dropped or bumped. This includes the durability of both external components and internal electronics.

**Software quality.** The software powering these devices should be stable and benefit from regular updates to improve functionality over time and keep up with evolving standards.

**Simple maintenance, quality service and support.** Devices should be easy to maintain, and come with extensive customer support including technical assistance and hardware replacement.

Did you know that all [ClickShare](#) devices, be it [all-in-one-video bars](#), [wireless conferencing systems](#) for hybrid meetings and [wireless presentation systems](#) for face-to-face presentations, enjoy 5 years of warranty?

**Security.** Your tech of choice must come with compelling security certifications. Make sure that it's been rigorously tested and that it meets robust encryption standards to guarantee security and confidentiality.

Check if the solution providers comply to ISO and IEC standards. ISO ([International Organization for Standardization](#)) and IEC ([International Electrotechnical Commission](#)) are globally recognized bodies that establish international standards across industries. Their standards, developed through consensus among experts worldwide, provide trusted benchmarks for quality, safety, and best practices, including in information security management.



3

## Is it user-friendly?

User-friendliness in meeting room technology is essential to ensure that everyone can effortlessly join and participate in meetings.



### 3 key elements that make meeting room technology user-friendly



#### Intuitive design for a smooth experience

The technology should have straightforward and clear interfaces, and intuitive controls (for e.g. well-designed buttons, readable screens, simple menus, clear labels) that will allow meeting attendees to start video conferences instantly.



#### No training required

The technology should be accessible for a wide range of users to use daily without training, allowing even those with minimal tech skills to operate it efficiently.



#### BYOD (Bring Your Own Device) support

Your meeting room technology should allow meeting participants to easily connect using their own devices, be it laptops, tablets or smartphones.

Intro

Easy to install

Reliable

User-friendly

Flexible

Easy to manage

Carbon-neutral

ClickShare ranges






4

## Is it flexible?

Flexibility in meeting room technology is essential because it allows easy adaptation to various technologies, meeting formats and participant needs, ensuring productivity and satisfaction regardless of changing requirements.

### What are flexible conference room solutions?

**These flexible solutions are compatible with other meeting room hardware and software.** This is what we call interoperability and it's essential. So pick a solution with strong technology partners that can guarantee multiple meeting room devices will function seamlessly together and continue to do so in future with regular updates.



**The technology makes it easy for people to join a meeting** from different devices whether that is laptops, tablets or smartphones.

**Flexible technology allows easy access**, all while maintaining the infrastructure security and data confidentiality.

**The solutions support** multiple videoconferencing platforms (such as Microsoft Teams or Zoom).

**It needs to be easily** adjustable to fit different meeting room setups.



Intro

Easy to install

Reliable

User-friendly

Flexible

Easy to manage

Carbon-neutral

ClickShare ranges



## 5 Is it easy to manage and monitor?

Knowing that your meeting rooms are functioning at their best, being able to easily check device status and intervene if necessary, will give you peace of mind, save time and effort. Make sure your technology comes with a performant management platform that allows remote monitoring and management.



### Key functionalities you should look for

#### A complete overview

The platform should present in a clear and visually-appealing way how your install base is functioning at a given moment. It should also display any overdue actions you have to take to ensure devices are running at their best.

#### Instant notifications

Management platforms should alert administrators immediately about issues such as disconnected cables or overheating units, so you can quickly act on it.

#### Integrated data analytics

Access to data will open the way for understanding employee meeting behavior, optimizing workspaces and increasing Return on Investment on the technology you worked so hard to implement. Here are four key questions you will have an answer to:

- Are workers adopting meeting technology?
- Is that happening company-wide or only in some locations?
- Are some meeting spaces underutilized? If yes, now you can investigate why and optimize your spaces.
- Do employees prefer hybrid meetings or do they meet more face-to-face?





## 6 Is it environmentally friendly?

[70% of organizations](#) say that AV investments will be essential to their ESG (environmental, social and governance) strategy in 2024. Are you too looking to invest in meeting room devices that lower energy consumption and reduce your organization's carbon footprint? Then make sure your meeting room solution of choice has a low carbon footprint or, even better and more impressive, is carbon neutral.

### How can you tell your technology has a lowered carbon footprint?


**Energy efficiency.** Check if your technology has low power consumption whether in usage or in standby mode.

**Uses the right materials.** Look for devices made from recycled or sustainably-sourced materials.

**Packaging and logistics.** Ensure low carbon footprint choices such as packaging made of recycled materials and sea transportation instead of air.

**Designed for recycling.** Check if the components are easy to disassemble and recycle and if the organization has a recycling program for its products.

As you consider the sustainability of a device, examine manufacturers' environmental claims. Not all claims hold up under scrutiny, so look for devices with robust credentials confirmed by independent third parties such as those from the ISO 14000 environmental management standard.





## What about a carbon-neutral solution?

A solution is considered carbon neutral when the net carbon emissions released throughout its entire lifecycle – from production to disposal – are reduced to zero. This entails **reducing emissions as much as possible** and then balancing out the remaining emissions by **investing in carbon offset activities**.

These activities include renewable energy projects, reforestation or afforestation, restoring coastal and marine ecosystems, regenerative agriculture or other carbon capture and storage methods.

What's more, the process involves **third-party certification by independent organizations**. Certifications will provide credibility and transparency, reassuring consumers and stakeholders that the product is truly carbon-neutral and truly enacts climate action.

The [ClickShare Video Bar range](#) and the [ClickShare CX-50 2nd gen](#) wireless video conferencing system are carbon neutral.



Discover how ClickShare brings sustainability to your workplace

# Three ranges, one premium collaboration experience

ClickShare comes in three ranges: wireless conferencing solutions for effortless collaboration in hybrid meetings, video bars for wireless conferencing for sharp views and crystal-clear audio in hybrid meetings, and wireless presentation solutions for interactive collaboration in face-to-face meetings.

Discover which ClickShare suits you best



## Wireless conferencing

Effortless collaboration in hybrid meetings

### ClickShare Conference range

CX-20 CX-30 CX-50 CX-50 Gen2



- Collaborate interactively in-room and remotely
- Facilitate easy wireless conferencing
- Compatible with UC platforms
- Using AV USB-peripherals of the meeting room

## Video bars for wireless conferencing

Sharp views and crystal-clear audio in hybrid meetings

### ClickShare Video Bars range

ClickShare Bar Pro ClickShare Bar Core



- Collaborate interactively in-room and remotely
- Facilitate easy wireless conferencing
- Compatible with UC platforms

## Wireless presentation

One-click content sharing in face-to-face meetings

### ClickShare Present range

C-5 C-10



- Collaborate interactively in-room
- Facilitate easy wireless presentation
- Collaboration in any meeting room

Intro

Easy to install

Reliable

User-friendly

Flexible

Easy to manage

Carbon-neutral

ClickShare ranges



# ClickShare Conference

The ultimate hybrid collaboration experience in just one click

ClickShare Conference enables wireless video conferencing in any meeting space. It automatically connects you to room devices like cameras, mics, speakers, sound bars and displays.

Start a meeting from your laptop in seconds, using your preferred video conferencing platform. Make hybrid meetings easy and engaging, with just one click.



Technical specifications	CX-20	CX-30	CX-50	CX-50 Gen2
Meeting room type	Small meeting rooms	Medium-sized meeting rooms	Large meeting rooms & boardrooms	High-impact meeting rooms & boardrooms
Buttons included	1	2	2	2
Sources simultaneously on screen	1	2	2	2
Wired video input, 4K content support	-	-	HDMI	USB-C or HDMI via convertor
Touch back support	-	Yes	Yes	Yes
Interactivity with blackboarding and annotation	-	Yes	Yes	Yes
Automatic switch between room system and BYOM	-	-	-	Yes
Support for dual screen	-	-	-	Yes
Wired roomdock	-	-	-	Yes
Advanced network and AV integration	-	-	Yes	Yes
Carbon-neutral	-	-	-	Yes

# ClickShare Video Bars

Sharp views and crystal-clear audio in hybrid meetings

The ClickShare video bars enable engaging, effortless wireless conferencing with any videoconferencing platform. They deliver sharp views and crystal-clear sound, enabling easy, natural communication between remote and onsite participants in hybrid meetings.



Technical specifications	ClickShare Bar Core	ClickShare Bar Pro
Wireless conferencing capabilities built-in	Yes	Yes
Buttons included	1	2
Sources included on screen	1	2
Dual screen support	-	Yes
AI-enabled video capabilities: group framing & composition	Yes	Yes
Advanced video capability: speaker framing	-	Yes
Camera with 4K sensor and 120° FOV	Yes	Yes
High-quality audio functionalities	Yes	Yes
Advanced interactivity	Yes	Yes
Wired roomdock for 4K content sharing	-	Yes
Carbon-neutral	Yes	Yes

# ClickShare Present

The ultimate presentation experience in just one click

ClickShare Present, our wireless presentation solution, enables seamless content sharing and collaboration experience in any meeting room. Share presentations, videos, and content from any laptop or mobile device in face-to-face meetings with just one click.



Technical specifications	C-5	C-10
Meeting room type	Huddle space	Meeting room
Buttons included	-	1 or 2
Sources simultaneously on screen	1	2
Touch back support	-	Yes
Compatible with touch screens	-	Yes
Interactivity with blackboarding & annotation	-	Yes

# ClickShare

## About Barco

At Barco, we believe truly great engineering starts with a clear vision. A vision of a better, smarter, and healthier world. Through visualization & collaboration technology, we accelerate innovation in healthcare, enterprise, and entertainment to create a bright tomorrow.

**Barco. Visioneering a bright tomorrow.**

## About ClickShare

**The ultimate collaboration experience in one click.** Discover ClickShare the wireless collaboration room system that connects your laptop seamlessly to the screen, video & audio of any meeting room.

**BARCO**

Love  
meeting

Intro

Easy to  
install

Reliable

User-  
friendly

Flexible

Easy to  
manage

Carbon-  
neutral

ClickShare  
ranges