

# Into the system

XCITE system guide



**BARCO**

When projects require out-of-the-box creativity, visionary innovation and specialized support, it's time to get **XCITED**. Our dedicated team of visualization experts is ready to take on the journey with you towards exciting results!



## A treasure trove of visualization solutions

Our vast experience and wide product portfolio, which is continuously refreshed, allows us to perfectly respond to all of your project demands.

Unique in the market, we offer all main technologies with an offering that comprises a wide range of projectors, video walls, screens, screen management systems and services.

### Projection

Available in various configurations, sizes and weight, our growing state-of-the-art projection portfolio provides the robust framework for all setups.



### Screen management

Our display management hard- and software allows you to control even the most sophisticated large-screen, multi-projector systems in a user-friendly way.



### Video walls & screens

Barco offers a portfolio of LED video walls, LCD displays and rear-projection screens – straight or curved – allowing you to optimize the system exactly to your infrastructure.





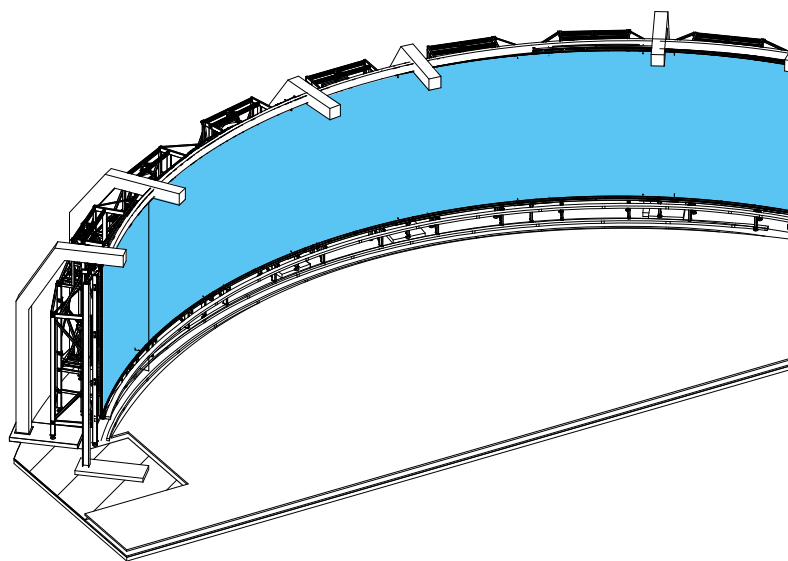


## Custom system expertise for large immersive setups

Barco's offering is not restricted to standard configurations. Need more? The XCITE team is available to think with you about custom solutions.

As a visualization expert with access to a myriad of display technologies, durable materials and long-lasting system components we have the possibility to push the technology boundaries with minimal risk.

In collaboration with you, our all-round technology portfolio and dedicated visualization experts are ready to take on the journey towards exciting results!



## Tailored services

From start to finish - you can rely on our global team brimming with expertise and customized system design capabilities.



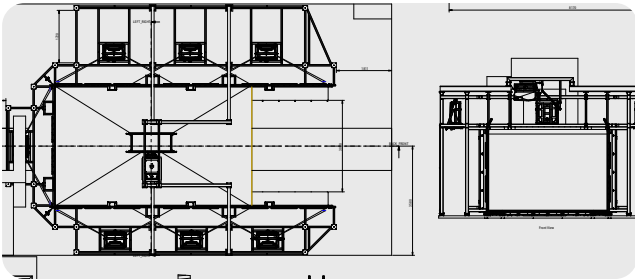
### R&D

Our team goes the extra mile to guarantee the most innovative solutions using durable materials and long-lasting system components



### Solution design

You know the requirements of your project. We know our portfolio. Together, we can design the optimal solution that creates your desired impact.



### Mechanical engineering

We push technology boundaries with tailored mechanical design optimized for your specific needs, whilst ensuring robustness, safety and service aspects in the design.



### Technology & system validation

With 25 years of system design expertise, you can rely on our teams from testing phases to post-installation support.



### Custom manufacturing

For you we push the boundaries of existing visualization technologies and tailor the system components to their best performance for your project.



### Installation

We work together with you to find the best way of installing the final system, whether you want us to take a lead role or consult for support.



# Proven performance for highly realistic simulation

## Immersive LED display solution for driving research and simulation

### System details

Direct View LED Display technology with a typical pixel pitch of 1.2 or 1.5 in a cylindrical setup with a field-of-view ranging from 270° to 360° for high immersion.



### Why choose this solution?

30 years of experience in the Training & Simulation industry with multiple LED based driving simulators in the world powered by Barco

- The intra-tile curvature on the Barco TruePix LED tiles allows for nearly perfect cylindrical systems creating an immersive environment in which the user can perform the required testing and simulation scenarios in the most optimum way.
- The TruePix LED technology delivers high brightness and contrast levels to simulate both day and night scenes with the best image quality.
- The extremely low mechanical tolerance on the TruePix LED tiles, combined with the very fine mechanical adjustment during production and installation, ensures big LED seamless surfaces without visible edges.
- Extremely low latency, high refresh rates and smearing reduction capabilities thanks to the Barco state-of-the-art Infinipix image processing allowing smooth viewing experiences with fast-moving content.


# Immersive storytelling for branding and entertainment experiences

## Compact convex rear-projection screen for experience centers

### System details

Rear projection onto a compact, convex RigiFlex screen with a blend of multiple DLP projectors with Ultra Short-Throw lenses creating a seamless viewing experience for branded storytelling in corporate innovation or briefing centers.

*Optional:* touch-enabled screens for interactive applications



## Why choose this solution?

- The RigiFlex rear-projection screen can be used flat or curved (concave or convex) and is completely seamless. And because of Barco's robust touch coating there's no risk of damaging the screen by touching it.
- The rear-projection solution has minimal heat dissipation when standing in front of it and allows visitors to come up close without casting shadow on the content.
- The optical coating of the RigiFlex allows for very wide viewing angles eliminating 'hot-spot' issues when combined with Ultra Short-Throw (UST) projection.
- The UST capabilities of the Barco DLP projectors minimize system depth for set-ups in limited spaced areas.



## Large rear-projection cylindrical display for museums

### System details

Rear projection onto a large, concave RigiFlex screen with multiple DLP projectors with Ultra Short-Throw lenses creating a seamless and uniform viewing experience for the audience in a seamless and uniform blend.

*Optional:* touch-enabled screens for interactive visitor applications



**//** Barco engineering stepped in and stopped at nothing to ensure perfection. From custom one-of-one solutions to the deployment of on-site professional services, the Barco experts thought outside the box every step of the way.

**Phil Marlowe**  
Managing Director Middle East at AVI-SPL

### Why choose this solution?

- The rear-projection solution allows visitors to come up close without casting shadow on the content. And because of Barco's robust touch coating there's no risk of damaging the screen by touching it.
- The RigiFlex rear-projection screen can be used flat or curved (concave or convex) and is completely seamless even at large sizes. The image size can vary up to 20m wide and 4m high.
- The optical coating of the RigiFlex allows for very wide viewing angles eliminating 'hot-spot' issues when combined with UST projection.
- The UST capabilities of the Barco DLP projectors minimize space requirements enabling engagement of medium to large groups of people in limited spaced areas with controlled lighting environment.


# Group VR for collaborative decision-making

## 5-sided cave for research centers and universities

### System details

Rear-projection CAVE with 5 sides (front, left, right, ceiling and floor) using DLP projection and high-contrast rear-projection screens with 3D stereo (look-through) glasses to analyze and refine complex design, display data sets in 3D virtually.

*Optional:* Dual eye point technology which allows two different users to be tracked whilst ensuring the correct geometric perspective in the virtual environment



### Why choose this solution?

### Fun fact

Barco has already designed and installed over a hundred CAVE's in all regions of the world.

- The CAVE is fully customizable – size, number of sides, resolution and type of screens – which allows it to be used across disciplines such as architectural design, testing of electro-mechanical systems, biotech research, etc.
- The rear-projection, high-contrast screens and CAVE environment are designed for close-up viewing without casting shadows on the virtual content whilst maintaining the best contrast levels.
- The projectors deliver a pixel-perfect, uniform, photographic image with consistent brightness levels and great color accuracy.
- The robust CAVE solution avoids the heat emission and fragility of fine pixel-pitch LED solutions.



## Rear-projection powerwall for oil&gas visualization centers

### System details

Rear-projection screen with a typical size of 3-6m wide and 2m high using one or multiple hi-resolution and high brightness DLP projectors.



**//** The state-of-the-art video wall has not only improved our own employee engagement; the stylish, collaborative environment helps foster creativity and attract the new talent. We're delighted with transformation; from the innovative solution design and seamless installation, to the capabilities of the touchscreen technology itself."

Oil field services company

### Why choose this solution?

- The DLP projector technology has a high pixel fill factor resulting in smooth images allowing users to see the needed information from different viewing angles with all details on the screen.
- Using rear projection allows the users to come close to the screen to evaluate displayed data sets without casting shadows on the visualized content.
- Barco's proprietary and unique high-contrast coating of the rear-projection screens enables usage in a standard office environment with controlled ambient light levels.


# Virtual prototyping enables efficient decision-making and planning

## Canvas solution for the new collaborative approach in AEC markets

### System details

Angled 3-screen solution using DLP rear-projection and RigiFlex screens.

*Extra:* Supporting both 2D (mono) and 3D (stereo) images on the same display



**//** For us, this technology really differentiates us from the competition, because we can speed up the selection and decision-making process for our customers with up to 80%."

**Dario Pfammatter, INIZIA AG**

Founder and partner at INIZIA Holding AG

### Why choose this solution?

- The angled set-up creates an immersive environment in a standard office setting engaging viewers into the data.
- High-resolution solution with small pixel size designed for close viewing with natural image representations.
- The Canvas has a large screen surface that can be used both for regular meetings, for interactive group VR sessions using regular see-through 3D glasses, or a mixed mode that feature both 2D and 3D imagery. In this way, the canvas is one investment that suits multiple purposes.
- The combination of the famous image quality of our projectors and the superb performance of our light-weight RigiFlex screens brings both 2D and 3D imagery to life in the most optimal way.




## LED Powerwall for automotive design centers

### System details

Direct View LED video wall set-up of 5-6m wide and 2.5m high and a typical pixel pitch of 1.2 or 1.5.

*Optional:* 3D stereo enabled for visualization of multiple sources simultaneously in any combination of mono and 3D images.



### Why choose this solution?

- These LED powerwalls deliver high brightness and great black levels which allows them to preserve contrast and details even when used in rooms with lots of ambient (natural or artificial) light.
- LED technology requires limited space to be integrated. And having the possibility to do both front and back servicing adds to the advantages of this choice.
- A smooth viewing experience with extremely low latency and high refresh rates thanks to the Barco state-of-the-art Infinipix image processing.

# The Barco promise



Leading technology with a complete product line based on the latest technology designed for today's and tomorrow's visual experiences



Peace of mind solutions with long-lasting performance built for your business and application



Consistently delivered by our global team of visualization experts with customized system design capabilities.

## Visioneering a bright tomorrow

For more information on our large immersive display solutions, go to [www.barco.com/xcite](http://www.barco.com/xcite)

© 2024 Barco NV. All rights reserved. Reproduction in whole or in part without written permission is prohibited. All brand names and product names are trademarks, registered trademarks or tradenames of their respective holders.

M00992-R01-1124-PB

[www.barco.com](http://www.barco.com)

**BARCO**